

# Concurrency and Synchronisation

1

## Learning Outcomes

- Understand concurrency is an issue in operating systems and multithreaded applications
- Know the concept of a *critical region*.
- Understand how mutual exclusion of critical regions can be used to solve concurrency issues
  - Including how mutual exclusion can be implemented correctly and efficiently.
- Be able to identify and solve a *producer consumer bounded buffer* problem.
- Understand and apply standard synchronisation primitives to solve synchronisation problems.

2

## Textbook

- Sections 2.3 - 2.3.7 & 2.5

3

## Concurrency Example

`count` is a global variable shared between two threads, `t` is a local variable. After increment and decrement complete, what is the value of `count`?

```

void increment ()
{
    int t;
    t = count;
    t = t + 1;
    count = t;
}

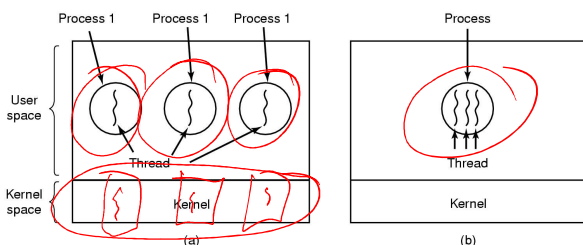
void decrement ()
{
    int t;
    t = count;
    t = t - 1;
    count = t;
}
    
```

We have a race condition

$[-1, 0, 1]$

4

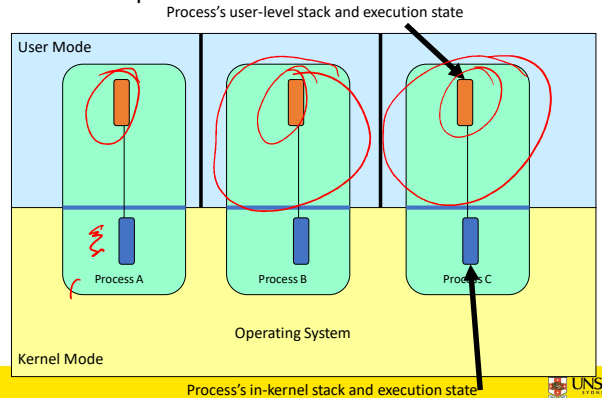
## Where is the concurrency?



- (a) Three processes each with one thread
- (b) One process with three threads

5

## There is in-kernel concurrency even for single-threaded processes



6

## Critical Region

- We can control access to the shared resource by controlling access to the code that accesses the resource.
- ⇒ A *critical region* is a region of code where shared resources are accessed.
  - Variables, memory, files, etc...
- Uncoordinated entry to the critical region results in a race condition
  - ⇒ Incorrect behaviour, deadlock, lost work,...

7

## Identifying critical regions

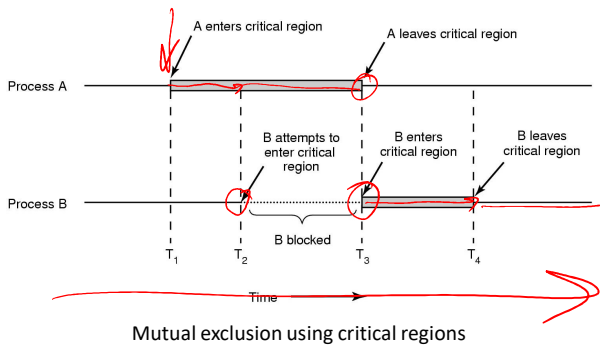
- Critical regions are regions of code that:
  - Access a shared resource,
  - and correctness relies on the shared resource not being concurrently modified by another thread/process/entity.

```
void increment ()
{
    int t;
    t = count;
    t = t + 1;
    count = t;
}

void decrement ()
{
    int t;
    t = count;
    t = t - 1;
    count = t;
}
```

8

## Accessing Critical Regions



9

## Example critical regions

```
struct node {
    int data;
    struct node *next;
};
struct node *head;

void insert(struct *item)
{
    item->next = head;
    head = item;
}

void init(void)
{
    head = NULL;
}

struct node *remove(void)
{
    struct node *t;
    t = head;
    if (t != NULL) {
        head = head->next;
    }
    return t;
}
```

- Simple last-in-first-out queue implemented as a linked list.

10

## Example Race

```
void insert(struct *item)
{
    item->next = head;
    head = item;
}

void insert(struct *item)
{
    item->next = head;
    head = item;
}
```

11

## Example critical regions

```
struct node {
    int data;
    struct node *next;
};
struct node *head;

void insert(struct *item)
{
    item->next = head;
    head = item;
}

void init(void)
{
    head = NULL;
}

struct node *remove(void)
{
    struct node *t;
    t = head;
    if (t != NULL) {
        head = head->next;
    }
    return t;
}
```

- Critical sections

12

## Critical Regions Solutions

- We seek a solution to coordinate access to critical regions.
  - Also called critical sections
- Conditions required of any solution to the critical region problem
  1. Mutual Exclusion:
    - No two processes simultaneously in critical region
  2. No assumptions made about speeds or numbers of CPUs
  3. Progress
    - No process running outside its critical region may block another process
  4. Bounded
    - No process waits forever to enter its critical region

13 UNSW

13

## A solution?

- A lock variable
  - If lock == 1,
    - somebody is in the critical section and we must wait
  - If lock == 0,
    - nobody is in the critical section and we are free to enter

14 UNSW

14

## A solution?

```
while(TRUE) {
  while(lock == 1);
  lock = 1;
  critical();
  lock = 0;
  non_critical();
}

while(TRUE) {
  while(lock == 1);
  lock = 1;
  critical();
  lock = 0;
  non_critical();
}
```


15 UNSW

15

## A problematic execution sequence

```
while (TRUE) {
  while(lock == 1);
  lock = 1;
  critical();
  lock = 0;
  non_critical();
}

while (TRUE) {
  while(lock == 1);
  lock = 1;
  critical();
  lock = 0;
  non_critical();
}
```



16 UNSW

16

## Observation

- Unfortunately, it is usually easier to show something does not work, than it is to prove that it does work.
  - Easier to provide a counter example
  - Ideally, we'd like to prove, or at least informally demonstrate, that our solutions work.

17 UNSW

17

## Mutual Exclusion by Taking Turns

```
while (TRUE) {
  while (turn != 0) /* loop */;
  critical_region();
  turn = 1;
  noncritical_region();
}

while (TRUE) {
  while (turn != 1) /* loop */;
  critical_region();
  turn = 0;
  noncritical_region();
}
```

(a) (b)

Proposed solution to critical region problem  
(a) Process 0. (b) Process 1.

18 UNSW

18

## Mutual Exclusion by Taking Turns

- Works due to *strict alternation*
  - Each process takes turns
- Cons
  - Busy waiting
  - Process must wait its turn even while the other process is doing something else.
    - With many processes, must wait for everyone to have a turn
      - Does not guarantee progress if a process no longer needs a turn.
    - Poor solution when processes require the critical section at differing rates

19 UNSW

19

## Mutual Exclusion by Disabling Interrupts

- Before entering a critical region, disable interrupts
- After leaving the critical region, enable interrupts

```
while(TRUE) {                while(TRUE) {
    disable_interrupts();      disable_interrupts();
    critical();                critical();
    enable_interrupts();       enable_interrupts();
    non_critical();            non_critical();
}                               }
```

20 UNSW

20

## Mutual Exclusion by Disabling Interrupts

- Pros
  - simple
- Cons
  - Only available in the kernel
  - Delays everybody else, even with no contention
    - Slows interrupt response time
  - Does not work on a multiprocessor

21 UNSW

21

## Hardware Support for mutual exclusion

- Test and set instruction
  - Can be used to implement lock variables correctly
    - It loads the value of the lock
    - If lock == 0,
      - set the lock to 1
      - return the result 0 – we acquire the lock
    - If lock == 1
      - return 1 – another thread/process has the lock
  - Hardware guarantees that the instruction executes atomically.
    - Atomically: As an indivisible unit.

22 UNSW

22

## Mutual Exclusion with Test-and-Set

```
enter_region:
    TSL REGISTER,LOCK          | copy lock to register and set lock to 1
    CMP REGISTER,#0           | was lock zero?
    JNE enter_region          | if it was non zero, lock was set, so loop
    RET | return to caller; critical region entered

leave_region:
    MOVE LOCK,#0              | store a 0 in lock
    RET | return to caller
```

Entering and leaving a critical region using the TSL instruction

23 UNSW

23

## Test-and-Set

- Pros
  - Simple (easy to show it's correct)
  - Available at user-level
    - To any number of processors
    - To implement any number of lock variables
- Cons
  - Busy waits (also termed a *spin lock*)
    - Consumes CPU
    - Starvation is possible when a process leaves its critical section and more than one process is waiting.

24 UNSW

24

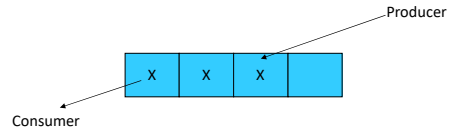
## Tackling the Busy-Wait Problem

### • Sleep / Wakeup

- The idea
  - When process is waiting for an event, it calls sleep to block, instead of busy waiting.
  - The event happens, the event generator (another process) calls wakeup to unblock the sleeping process.
  - Waking a ready/running process has no effect.

## The Producer-Consumer Problem

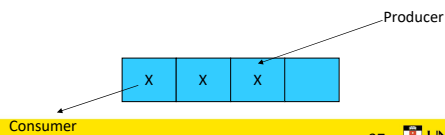
- Also called the *bounded buffer* problem
- A producer produces data items and stores the items in a buffer
- A consumer takes the items out of the buffer and consumes them.



## Issues

- We must keep an accurate count of items in buffer

- Producer
  - should sleep when the buffer is full,
  - and wakeup when there is empty space in the buffer
    - The consumer can call wakeup when it consumes the first entry of the full buffer
- Consumer
  - should sleep when the buffer is empty
  - and wake up when there are items available
    - Producer can call wakeup when it adds the first item to the buffer



## Pseudo-code for producer and consumer

```

int count = 0;
#define N 4 /* buf size */
prod() {
    while(TRUE) {
        item = produce()
        if (count == N)
            sleep(prod);
        insert_item();
        count++;
        if (count == 1)
            wakeup(con);
    }
}

con() {
    while(TRUE) {
        if (count == 0)
            sleep(con);
        remove_item();
        count--;
        if (count == N-1)
            wakeup(prod);
    }
}
    
```

## Problems

```

int count = 0;
#define N 4 /* buf size */
prod() {
    while(TRUE) {
        item = produce()
        if (count == N)
            sleep(prod);
        insert_item();
        count++;
        if (count == 1)
            wakeup(con);
    }
}

con() {
    while(TRUE) {
        if (count == 0)
            sleep(con);
        remove_item();
        count--;
        if (count == N-1)
            wakeup(prod);
    }
}
    
```

Concurrent uncontrolled access to the buffer

## Problems

```

int count = 0;
#define N 4 /* buf size */
prod() {
    while(TRUE) {
        item = produce()
        if (count == N)
            sleep(prod);
        insert_item();
        count++;
        if (count == 1)
            wakeup(con);
    }
}

con() {
    while(TRUE) {
        if (count == 0)
            sleep(con);
        remove_item();
        count--;
        if (count == N-1)
            wakeup(prod);
    }
}
    
```

Concurrent uncontrolled access to the counter

## Proposed Solution

- Lets use a locking primitive based on test-and-set to protect the concurrent access

31

## Proposed solution?

```
int count = 0;
lock_t buf_lock;
#define N 4 /* buf size */
prod() {
    while(TRUE) {
        item = produce()
        if (count == N)
            sleep(prod);
        acquire_lock(buf_lock)
        insert_item();
        count++;
        release_lock(buf_lock)
        if (count == 1)
            wakeup(con);
    }
}

con() {
    while(TRUE) {
        if (count == 0)
            sleep(con);
        acquire_lock(buf_lock)
        remove_item();
        count--;
        release_lock(buf_lock);
        if (count == N-1)
            wakeup(prod);
    }
}
```

32

## Problematic execution sequence

```
prod() {
    while(TRUE) {
        item = produce()
        if (count == N)
            sleep(prod);
        acquire_lock(buf_lock)
        insert_item();
        count++;
        release_lock(buf_lock)
        if (count == 1)
            wakeup(con);
    }
}

con() {
    while(TRUE) {
        if (count == 0)
            sleep(con);
        acquire_lock(buf_lock)
        remove_item();
        count--;
        release_lock(buf_lock);
        if (count == N-1)
            wakeup(prod);
    }
}
```

wakeup without a matching sleep is lost

33

## Problem

- The test for *some condition* and actually going to sleep needs to be atomic
- The following does not work:

The lock is held while asleep  
 ⇒ count will never change

```
acquire_lock(buf_lock)
if (count == N)
    sleep();
release_lock(buf_lock)

acquire_lock(buf_lock)
if (count == 1)
    wakeup();
release_lock(buf_lock)
```

34

## Semaphores

- Dijkstra (1965) introduced two primitives that are more powerful than simple sleep and wakeup alone.
  - P(): *proberen*, from Dutch to *test*.
  - V(): *verhogen*, from Dutch to *increment*.
  - Also called *wait & signal, down & up*.

35

## How do they work

- If a resource is not available, the corresponding semaphore blocks any process **waiting** for the resource
- Blocked processes are put into a process queue maintained by the semaphore (avoids busy waiting!)
- When a process releases a resource, it **signals** this by means of the semaphore
- Signalling resumes a blocked process if there is any
- Wait (P) and signal (V) operations cannot be interrupted
- Complex coordination can be implemented by multiple semaphores

36

## Semaphore Implementation

- Define a semaphore as a record

```
typedef struct {
    int count;
    struct process *L;
} semaphore;
```

- Assume two simple operations:
  - sleep** suspends the process that invokes it.
  - wakeup(P)** resumes the execution of a blocked process **P**.

37 

37

- Semaphore operations now defined as

```
wait(S):
    S.count--;
    if (S.count < 0) {
        add this process to S.L;
        sleep;
    }

signal(S):
    S.count++;
    if (S.count <= 0) {
        remove a process P from S.L;
        wakeup(P);
    }
```

- Each primitive is atomic
  - E.g. interrupts are disabled for each code fragment

38 

38

## Semaphore as a General Synchronization Tool

- Execute  $B$  in  $P_j$  only after  $A$  executed in  $P_i$
- Use semaphore *count* initialized to 0
- Code:

```

P_i          P_j
⋮           ⋮
A           wait(flag)
signal(flag) B
```

39 

39

## Semaphore Implementation of a Mutex

- Mutex is short for Mutual Exclusion
  - Can also be called a lock

```
semaphore mutex;
mutex.count = 1; /* initialise mutex */

wait(mutex); /* enter the critical region */

Blahblah();

signal(mutex); /* exit the critical region */
```

Notice that the initial count determines how many waits can progress before blocking and requiring a signal  $\Rightarrow$  mutex.count initialised as 1

40 

40

## Solving the producer-consumer problem with semaphores

```
#define N = 4

semaphore mutex = 1;

/* count empty slots */
semaphore empty = N;

/* count full slots */
semaphore full = 0;
```

41 

41

## Solving the producer-consumer problem with semaphores

```
prod() {
    while(TRUE) {
        item = produce();
        wait(empty);
        wait(mutex);
        insert_item();
        signal(mutex);
        signal(full);
    }
}

con() {
    while(TRUE) {
        wait(full);
        wait(mutex);
        remove_item();
        signal(mutex);
        signal(empty);
    }
}
```

42 

42

## Summarising Semaphores

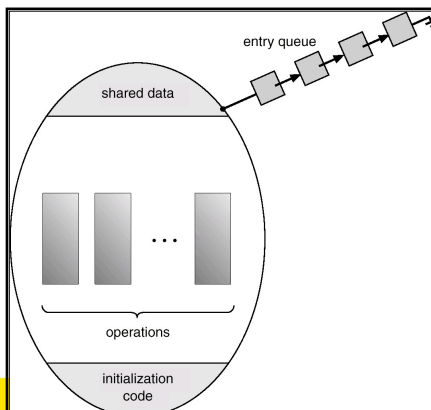
- Semaphores can be used to solve a variety of concurrency problems
- However, programming with them can be error-prone
  - E.g. must *signal* for every *wait* for mutexes
  - Too many, or too few signals or waits, or signals and waits in the wrong order, can have catastrophic results

## Monitors

- To ease concurrent programming, Hoare (1974) proposed *monitors*.
  - A higher level synchronisation primitive
  - Programming language construct
- Idea
  - A set of procedures, variables, data types are grouped in a special kind of module, a *monitor*.
    - Variables and data types only accessed from within the monitor
  - Only one process/thread can be in the monitor at any one time
    - Mutual exclusion is implemented by the compiler (which should be less error prone)

## Monitor

- When a thread calls a monitor procedure that has a thread already inside, it is queued and it sleeps until the current thread exits the monitor.



## Monitors

```

monitor example
  integer i;
  condition c;

  procedure producer( );
  .
  .
  end;

  procedure consumer( );
  .
  .
  end;
end monitor;
    
```

Example of a monitor

## Simple example

```

monitor counter {
  int count;
  procedure inc() {
    count = count + 1;
  }
  procedure dec() {
    count = count - 1;
  }
}
    
```

- Note: "paper" language
- Compiler guarantees only one thread can be active in the monitor at any one time
  - Easy to see this provides mutual exclusion
    - No race condition on *count*.

## How do we block waiting for an event?

- We need a mechanism to block waiting for an event (in addition to ensuring mutual exclusion)
  - e.g., for producer consumer problem when buffer is empty or full
- *Condition Variables*



## Condition Variable

- To allow a process to wait within the monitor, a **condition** variable must be declared, as

**condition x, y;**

- Condition variable can only be used with the operations **wait** and **signal**.

- The operation

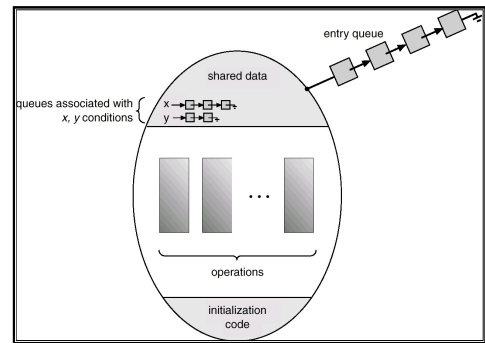
**x.wait();**

- means that the process invoking this operation is suspended until another process invokes
- Another thread can enter the monitor while original is suspended

**x.signal();**

- The **x.signal** operation resumes exactly one suspended process. If no process is suspended, then the **signal** operation has no effect.

## Condition Variables



## Monitors

```

monitor ProducerConsumer
condition full, empty;
integer count;
procedure insert(item: integer);
begin
    if count = N then wait(full);
    insert_item(item);
    count := count + 1;
    if count = 1 then signal(empty)
end;
function remove: integer;
begin
    if count = 0 then wait(empty);
    remove = remove_item;
    count := count - 1;
    if count = N - 1 then signal(full)
end;
count := 0;
end monitor;

procedure producer;
begin
    while true do
        begin
            item = produce_item;
            ProducerConsumer.insert(item)
        end
    end;
end;

procedure consumer;
begin
    while true do
        begin
            item = ProducerConsumer.remove;
            consume_item(item)
        end
    end;
end;
    
```

- Outline of producer-consumer problem with monitors

- only one monitor procedure active at one time
- buffer has  $N$  slots

## OS/161 Provided Synchronisation Primitives

- Locks
- Semaphores
- Condition Variables

## Locks

- Functions to create and destroy locks

```

struct lock *lock_create(const char *name);
void lock_destroy(struct lock *);
    
```

- Functions to acquire and release them

```

void lock_acquire(struct lock *);
void lock_release(struct lock *);
    
```

## Example use of locks

```

int count;
struct lock *count_lock

main() {
    count = 0;
    count_lock =
        lock_create("count
        lock");
    if (count_lock == NULL)
        panic("I'm dead");
    stuff();
}

procedure inc() {
    lock_acquire(count_lock);
    count = count + 1;
    lock_release(count_lock);
}

procedure dec() {
    lock_acquire(count_lock);
    count = count - 1;
    lock_release(count_lock);
}
    
```

## Semaphores

```
struct semaphore *sem_create(const char *name, int
                           initial_count);
void              sem_destroy(struct semaphore *);

void              P(struct semaphore *);
void              V(struct semaphore *);
```

55 UNSW

55

## Example use of Semaphores

```
int count;
struct semaphore
  *count_mutex;

procedure inc() {
  P(count_mutex);
  count = count + 1;
  V(count_mutex);
}

procedure dec() {
  P(count_mutex);
  count = count - 1;
  V(count_mutex);
}

main() {
  count = 0;
  count_mutex =
    sem_create("count",
              1);
  if (count_mutex == NULL)
    panic("I'm dead");
  stuff();
}
```

56 UNSW

56

## Condition Variables

```
struct cv *cv_create(const char *name);
void       cv_destroy(struct cv *);

void       cv_wait(struct cv *cv, struct lock *lock);
  • Releases the lock and blocks
  • Upon resumption, it re-acquires the lock
  • Note: we must recheck the condition we slept on

void       cv_signal(struct cv *cv, struct lock *lock);
void       cv_broadcast(struct cv *cv, struct lock *lock);
  • Wakes one/all, does not release the lock
  • First "waiter" scheduled after signaller releases the lock will re-
    acquire the lock
```

Note: All three functions must hold the lock passed in.

57 UNSW

57

## Condition Variables and Bounded Buffers

<b>Non-solution</b>	<b>Solution</b>
<pre>lock_acquire(c_lock) if (count == 0)   sleep(); remove_item(); count--; lock_release(c_lock); ;</pre>	<pre>lock_acquire(c_lock) while (count == 0)   cv_wait(c_cv, c_lock); remove_item(); count--; lock_release(c_lock);</pre>

58 UNSW

58

## Alternative Producer-Consumer Solution Using OS/161 CVs

```
int count = 0;
#define N 4 /* buf size */
prod() {
  while(TRUE) {
    item = produce()
    lock_acquire(l)
    while (count == N)
      cv_wait(full,l);
    insert_item(item);
    count++;
    cv_signal(empty,l);
    lock_release(l)
  }
}

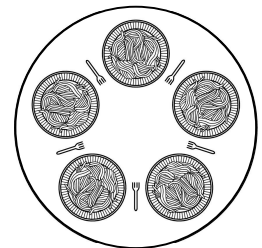
con() {
  while(TRUE) {
    lock_acquire(l)
    while (count == 0)
      cv_wait(empty,l);
    item = remove_item();
    count--;
    cv_signal(full,l);
    lock_release(l);
    consume(item);
  }
}
```

59 UNSW

59

## Dining Philosophers

- Philosophers eat/think
- Eating needs 2 forks
- Pick one fork at a time
- How to prevent deadlock



60 UNSW

60

## Dining Philosophers

```
#define N 5 /* number of philosophers */
#define LEFT (i+N-1)%N /* number of i's left neighbor */
#define RIGHT (i+1)%N /* number of i's right neighbor */
#define THINKING 0 /* philosopher is thinking */
#define HUNGRY 1 /* philosopher is trying to get forks */
#define EATING 2 /* philosopher is eating */
typedef int semaphore; /* semaphores are a special kind of int */
int state[N]; /* array to keep track of everyone's state */
semaphore mutex = 1; /* mutual exclusion for critical regions */
semaphore s[N]; /* one semaphore per philosopher */

void philosopher(int i) /* i: philosopher number, from 0 to N-1 */
{
    while (TRUE) { /* repeat forever */
        think(); /* philosopher is thinking */
        take_forks(i); /* acquire two forks or block */
        eat(); /* yum-yum, spaghetti */
        put_forks(i); /* put both forks back on table */
    }
}
```

Solution to dining philosophers problem (page 1)

61

## Dining Philosophers

```
#define N 5 /* number of philosophers */

void philosopher(int i) /* i: philosopher number, from 0 to 4 */
{
    while (TRUE) {
        think(); /* philosopher is thinking */
        take_fork(i); /* take left fork */
        take_fork((i+1) % N); /* take right fork; % is modulo operator */
        eat(); /* yum-yum, spaghetti */
        put_fork(i); /* put left fork back on the table */
        put_fork((i+1) % N); /* put right fork back on the table */
    }
}
```

A nonsolution to the dining philosophers problem

62

## Dining Philosophers


```
void take_forks(int i) /* i: philosopher number, from 0 to N-1 */
{
    down(&mutex); /* enter critical region */
    state[i] = HUNGRY; /* record fact that philosopher i is hungry */
    test(i); /* try to acquire 2 forks */
    up(&mutex); /* exit critical region */
    down(&s[i]); /* block if forks were not acquired */
}

void put_forks(i) /* i: philosopher number, from 0 to N-1 */
{
    down(&mutex); /* enter critical region */
    state[i] = THINKING; /* philosopher has finished eating */
    test(LEFT); /* see if left neighbor can now eat */
    test(RIGHT); /* see if right neighbor can now eat */
    up(&mutex); /* exit critical region */
}

void test(i) /* i: philosopher number, from 0 to N-1 */
{
    if (state[i] == HUNGRY && state[LEFT] != EATING && state[RIGHT] != EATING) {
        state[i] = EATING;
        up(&s[i]);
    }
}
```

Solution to dining philosophers problem (page 2)

63



64

## The Readers and Writers Problem

- Models access to a database
  - E.g. airline reservation system
- Can have more than one concurrent reader
  - To check schedules and reservations
- Writers must have exclusive access
  - To book a ticket or update a schedule

```
typedef int semaphore; /* use your imagination */
semaphore mutex = 1; /* controls access to 'rc' */
semaphore db = 1; /* controls access to the database */
int rc = 0; /* # of processes reading or wanting to */

void reader(void)
{
    while (TRUE) { /* repeat forever */
        down(&mutex); /* get exclusive access to 'rc' */
        rc = rc + 1; /* one reader more now */
        if (rc == 1) down(&db); /* if this is the first reader ... */
        up(&mutex); /* release exclusive access to 'rc' */
        read_data_base(); /* access the data */
        down(&mutex); /* get exclusive access to 'rc' */
        rc = rc - 1; /* one reader fewer now */
        if (rc == 0) up(&db); /* if this is the last reader ... */
        up(&mutex); /* release exclusive access to 'rc' */
        use_data_read(); /* noncritical region */
    }
}

void writer(void)
{
    while (TRUE) { /* repeat forever */
        think_up_data(); /* noncritical region */
        down(&db); /* get exclusive access */
        write_data_base(); /* update the data */
        up(&db); /* release exclusive access */
    }
}
```

A solution to the readers and writers problem

65

66