

# Concurrency and Synchronisation

1

## Learning Outcomes

- Understand concurrency is an issue in operating systems and multithreaded applications
- Know the concept of a *critical region*.
- Understand how mutual exclusion of critical regions can be used to solve concurrency issues
  - Including how mutual exclusion can be implemented correctly and efficiently.
- Be able to identify and solve a *producer consumer bounded buffer* problem.
- Understand and apply standard synchronisation primitives to solve synchronisation problems.

2

## Textbook

- Sections 2.3 - 2.3.7 & 2.5

3

## Concurrency Example

count is a global variable shared between two threads.  
After increment and decrement complete, what is the value of count?

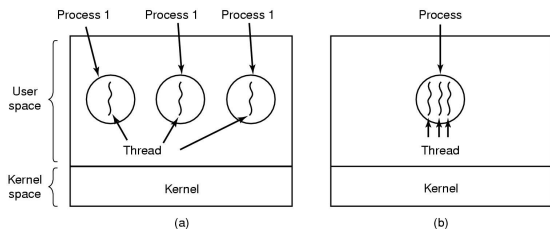
```

void increment ()      void decrement ()
{
    int t;              {
    t = count;          t = count;
    t = t + 1;          t = t - 1;
    count = t;          count = t;
}                       }
    
```

We have a *race condition*

4

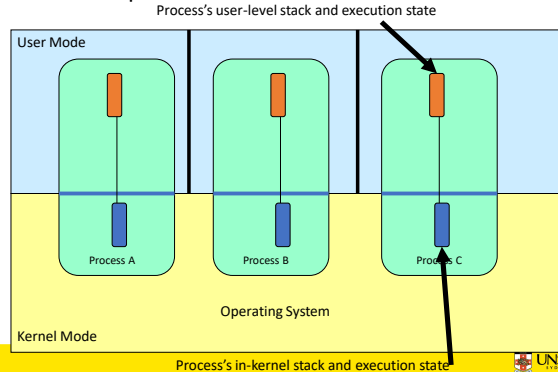
## Where is the concurrency?



- (a) Three processes each with one thread
- (b) One process with three threads

5

## There is in-kernel concurrency even for single-threaded processes



6

## Critical Region

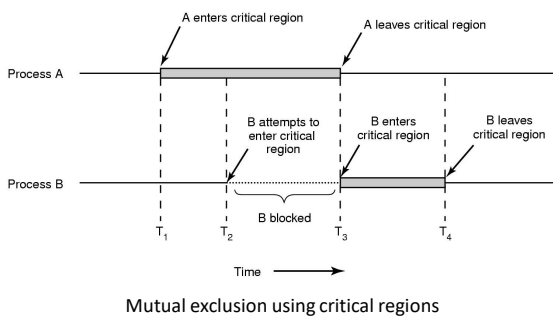
- We can control access to the shared resource by controlling access to the code that accesses the resource.
- ⇒ A *critical region* is a region of code where shared resources are accessed.
  - Variables, memory, files, etc...
- Uncoordinated entry to the critical region results in a race condition
  - ⇒ Incorrect behaviour, deadlock, lost work,...

## Identifying critical regions

- Critical regions are regions of code that:
  - Access a shared resource,
  - and correctness relies on the shared resource not being concurrently modified by another thread/process/entity.

```
void increment ()           void decrement ()
{
    int t;                  {
    t = count;              int t;
    t = t + 1;              t = count;
    count = t;              t = t - 1;
}                            count = t;
}
```

## Accessing Critical Regions



## Example critical regions

```
struct node {
    int data;
    struct node *next;
};
struct node *head;

void insert(struct *item)
{
    item->next = head;
    head = item;
}

void init(void)
{
    head = NULL;
}

struct node *remove(void)
{
    struct node *t;
    t = head;
    if (t != NULL) {
        head = head->next;
    }
    return t;
}

• Simple last-in-first-out queue implemented as a linked list.
```

## Example Race

```
void insert(struct *item)
{
    item->next = head;
    head = item;
}

void insert(struct *item)
{
    item->next = head;
    head = item;
}
```

## Example critical regions

```
struct node {
    int data;
    struct node *next;
};
struct node *head;

void insert(struct *item)
{
    item->next = head;
    head = item;
}

void init(void)
{
    head = NULL;
}

struct node *remove(void)
{
    struct node *t;
    t = head;
    if (t != NULL) {
        head = head->next;
    }
    return t;
}

• Critical sections
```

### Critical Regions Solutions

- We seek a solution to coordinate access to critical regions.
  - Also called critical sections
- Conditions required of any solution to the critical region problem
  1. Mutual Exclusion:
    - No two processes simultaneously in critical region
  2. No assumptions made about speeds or numbers of CPUs
  3. Progress
    - No process running outside its critical region may block another process
  4. Bounded
    - No process waits forever to enter its critical region

13

### A solution?

- A lock variable
  - If lock == 1,
    - somebody is in the critical section and we must wait
  - If lock == 0,
    - nobody is in the critical section and we are free to enter

14

### A solution?

```

while(TRUE) {
    while(lock == 1);
    lock = 1;
    critical();
    lock = 0;
    non_critical();
}

while(TRUE) {
    while(lock == 1);
    lock = 1;
    critical();
    lock = 0;
    non_critical();
}
    
```

15

### A problematic execution sequence

```

while(TRUE) {
    while(lock == 1);
    lock = 1;
    critical();
    lock = 0;
    non_critical();
}

while(TRUE) {
    while(lock == 1);
    lock = 1;
    critical();
    lock = 0;
    non_critical();
}
    
```

16

### Observation

- Unfortunately, it is usually easier to show something does not work, than it is to prove that it does work.
  - Easier to provide a counter example
  - Ideally, we'd like to prove, or at least informally demonstrate, that our solutions work.

17

### Mutual Exclusion by Taking Turns

```

(a) while (TRUE) {
    while (turn != 0) /* loop */;
    critical_region();
    turn = 1;
    noncritical_region();
}

(b) while (TRUE) {
    while (turn != 1) /* loop */;
    critical_region();
    turn = 0;
    noncritical_region();
}
    
```

Proposed solution to critical region problem  
 (a) Process 0. (b) Process 1.

18

## Mutual Exclusion by Taking Turns

- Works due to *strict alternation*
  - Each process takes turns
- Cons
  - Busy waiting
  - Process must wait its turn even while the other process is doing something else.
    - With many processes, must wait for everyone to have a turn
      - Does not guarantee progress if a process no longer needs a turn.
  - Poor solution when processes require the critical section at differing rates

19 UNSW

19

## Mutual Exclusion by Disabling Interrupts

- Before entering a critical region, disable interrupts
- After leaving the critical region, enable interrupts
- Pros
  - simple
- Cons
  - Only available in the kernel
  - Blocks everybody else, even with no contention
    - Slows interrupt response time
  - Does not work on a multiprocessor

20 UNSW

20

## Hardware Support for mutual exclusion

- Test and set instruction
  - Can be used to implement lock variables correctly
    - It loads the value of the lock
    - If lock == 0,
      - set the lock to 1
      - return the result 0 – we acquire the lock
    - If lock == 1
      - return 1 – another thread/process has the lock
  - Hardware guarantees that the instruction executes atomically.
    - Atomically: As an indivisible unit.

21 UNSW

21

## Mutual Exclusion with Test-and-Set

```
enter_region:
    TSL REGISTER,LOCK          | copy lock to register and set lock to 1
    CMP REGISTER,#0           | was lock zero?
    JNE enter_region          | if it was non zero, lock was set, so loop
    RET | return to caller; critical region entered

leave_region:
    MOVE LOCK,#0              | store a 0 in lock
    RET | return to caller
```

Entering and leaving a critical region using the TSL instruction

22 UNSW

22

## Test-and-Set

- Pros
  - Simple (easy to show it's correct)
  - Available at user-level
    - To any number of processors
    - To implement any number of lock variables
- Cons
  - Busy waits (also termed a *spin lock*)
    - Consumes CPU
    - Starvation is possible when a process leaves its critical section and more than one process is waiting.

23 UNSW

23

## Tackling the Busy-Wait Problem

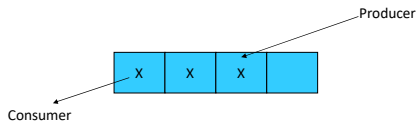
- Sleep / Wakeup
  - The idea
    - When process is waiting for an event, it calls sleep to block, instead of busy waiting.
    - The event happens, the event generator (another process) calls wakeup to unblock the sleeping process.
    - Waking a ready/running process has no effect.

24 UNSW

24

## The Producer-Consumer Problem

- Also called the *bounded buffer* problem
- A producer produces data items and stores the items in a buffer
- A consumer takes the items out of the buffer and consumes them.

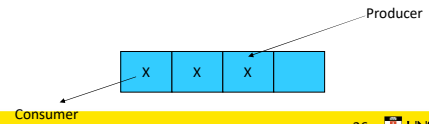


25 UNSW

25

## Issues

- We must keep an accurate count of items in buffer
  - Producer
    - should sleep when the buffer is full,
    - and wakeup when there is empty space in the buffer
      - The consumer can call wakeup when it consumes the first entry of the full buffer
  - Consumer
    - should sleep when the buffer is empty
    - and wake up when there are items available
      - Producer can call wakeup when it adds the first item to the buffer



26 UNSW

26

## Pseudo-code for producer and consumer

```

int count = 0;
#define N 4 /* buf size */
prod() {
    while(TRUE) {
        item = produce()
        if (count == N)
            sleep(prod);
        insert_item();
        count++;
        if (count == 1)
            wakeup(con);
    }
}

con() {
    while(TRUE) {
        if (count == 0)
            sleep(con);
        remove_item();
        count--;
        if (count == N-1)
            wakeup(prod);
    }
}
    
```

27 UNSW

27

## Problems

```

int count = 0;
#define N 4 /* buf size */
prod() {
    while(TRUE) {
        item = produce()
        if (count == N)
            sleep(prod);
        insert_item();
        count++;
        if (count == 1)
            wakeup(con);
    }
}

con() {
    while(TRUE) {
        if (count == 0)
            sleep(con);
        remove_item();
        count--;
        if (count == N-1)
            wakeup(prod);
    }
}
    
```

Concurrent uncontrolled access to the buffer

28 UNSW

28

## Problems

```

int count = 0;
#define N 4 /* buf size */
prod() {
    while(TRUE) {
        item = produce()
        if (count == N)
            sleep(prod);
        insert_item();
        count++;
        if (count == 1)
            wakeup(con);
    }
}

con() {
    while(TRUE) {
        if (count == 0)
            sleep(con);
        remove_item();
        count--;
        if (count == N-1)
            wakeup(prod);
    }
}
    
```

Concurrent uncontrolled access to the counter

29 UNSW

29

## Proposed Solution

- Lets use a locking primitive based on test-and-set to protect the concurrent access

30 UNSW

30

## Proposed solution?

```

int count = 0;
#define N 4 /* buf size */
prod() {
    while(TRUE) {
        item = produce()
        if (count == N)
            sleep(prod);
        acquire_lock()
        insert_item();
        count++;
        release_lock()
        if (count == 1)
            wakeup(con);
    }
}

con() {
    while(TRUE) {
        if (count == 0)
            sleep(con);
        acquire_lock()
        remove_item();
        count--;
        release_lock();
        if (count == N-1)
            wakeup(prod);
    }
}
    
```

31 UNSW

31

## Problematic execution sequence

```

con() {
    while(TRUE) {
        if (count == 0)
            sleep(con);
        acquire_lock()
        remove_item();
        count--;
        release_lock();
        if (count == N-1)
            wakeup(prod);
    }
}

prod() {
    while(TRUE) {
        item = produce()
        if (count == N)
            sleep(prod);
        acquire_lock()
        insert_item();
        count++;
        release_lock()
        if (count == 1)
            wakeup(con);
    }
}
    
```

wakeup without a matching sleep is lost

32 UNSW

32

## Problem

- The test for *some condition* and actually going to sleep needs to be atomic
- The following does not work:

```

acquire_lock()          acquire_lock()
if (count == N)         if (count == 1)
    sleep();            wakeup();
release_lock()         release_lock()
    
```

The lock is held while asleep  
 $\Rightarrow$  count will never change

33 UNSW

33

## Semaphores

- Dijkstra (1965) introduced two primitives that are more powerful than simple sleep and wakeup alone.
  - P(): *proberen*, from Dutch to *test*.
  - V(): *verhogen*, from Dutch to *increment*.
- Also called *wait & signal, down & up*.

34 UNSW

34

## How do they work

- If a resource is not available, the corresponding semaphore blocks any process *waiting* for the resource
- Blocked processes are put into a process queue maintained by the semaphore (avoids busy waiting!)
- When a process releases a resource, it *signals* this by means of the semaphore
- Signalling resumes a blocked process if there is any
- Wait (P) and signal (V) operations cannot be interrupted
- Complex coordination can be implemented by multiple semaphores

35 UNSW

35

## Semaphore Implementation

- Define a semaphore as a record
 

```

typedef struct {
    int count;
    struct process *L;
} semaphore;
            
```
- Assume two simple operations:
  - sleep** suspends the process that invokes it.
  - wakeup(P)** resumes the execution of a blocked process P.

36 UNSW

36

- Semaphore operations now defined as

```
wait(S):
    S.count--;
    if (S.count < 0) {
        add this process to S.L;
        sleep;
    }

signal(S):
    S.count++;
    if (S.count <= 0) {
        remove a process P from S.L;
        wakeup(P);
    }
```

- Each primitive is atomic
  - E.g. interrupts are disabled for each

## Semaphore as a General Synchronization Tool

- Execute  $B$  in  $P_j$  only after  $A$  executed in  $P_i$
- Use semaphore *count* initialized to 0
- Code:

```

P_i      P_j
⋮        ⋮
A        wait(flag)
signal(flag)  B

```

## Semaphore Implementation of a Mutex

- Mutex is short for Mutual Exclusion
  - Can also be called a lock

```
semaphore mutex;
mutex.count = 1; /* initialise mutex */

wait(mutex); /* enter the critical region */

Blahblah();

signal(mutex); /* exit the critical region */
```

Notice that the initial count determines how many waits can progress before blocking and requiring a signal  $\Rightarrow$  mutex.count initialised as 1

## Solving the producer-consumer problem with semaphores

```
#define N = 4

semaphore mutex = 1;

/* count empty slots */
semaphore empty = N;

/* count full slots */
semaphore full = 0;
```

## Solving the producer-consumer problem with semaphores

```

prod() {
    while(TRUE) {
        item = produce();
        wait(empty);
        wait(mutex);
        insert_item();
        signal(mutex);
        signal(full);
    }
}

con() {
    while(TRUE) {
        wait(full);
        wait(mutex);
        remove_item();
        signal(mutex);
        signal(empty);
    }
}

```

## Summarising Semaphores

- Semaphores can be used to solve a variety of concurrency problems
- However, programming with them can be error-prone
  - E.g. must *signal* for every *wait* for mutexes
    - Too many, or too few signals or waits, or signals and waits in the wrong order, can have catastrophic results

## Monitors

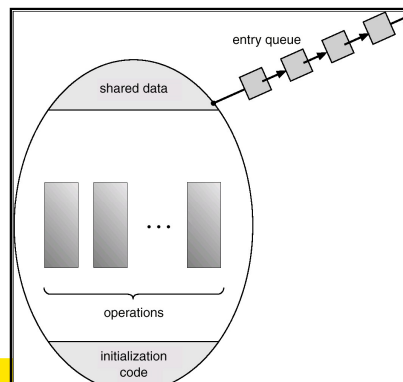
- To ease concurrent programming, Hoare (1974) proposed *monitors*.
  - A higher level synchronisation primitive
  - Programming language construct
- Idea
  - A set of procedures, variables, data types are grouped in a special kind of module, a *monitor*.
    - Variables and data types only accessed from within the monitor
  - Only one process/thread can be in the monitor at any one time
    - Mutual exclusion is implemented by the compiler (which should be less error prone)

43 UNSW

43

## Monitor

- When a thread calls a monitor procedure that has a thread already inside, it is queued and it sleeps until the current thread exits the monitor.



44

## Monitors

```

monitor example
  integer i;
  condition c;

  procedure producer( );
  .
  .
  .
  end;

  procedure consumer( );
  .
  .
  .
  end;
end monitor;
    
```

Example of a monitor

45 UNSW

45

## Simple example

```

monitor counter {
  int count;
  procedure inc( ) {
    count = count + 1;
  }
  procedure dec( ) {
    count = count - 1;
  }
}
    
```

Note: "paper" language

- Compiler guarantees only one thread can be active in the monitor at any one time
- Easy to see this provides mutual exclusion
  - No race condition on *count*.

46 UNSW

46

## How do we block waiting for an event?

- We need a mechanism to block waiting for an event (in addition to ensuring mutual exclusion)
  - e.g., for producer consumer problem when buffer is empty or full
- *Condition Variables*

47 UNSW

47

## Condition Variable

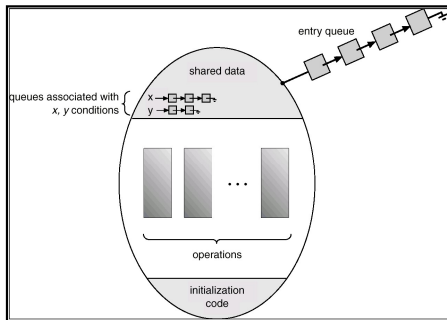
- To allow a process to wait within the monitor, a **condition** variable must be declared, as
  - condition** *x, y*;
- Condition variable can only be used with the operations **wait** and **signal**.
  - The operation **x.wait()**;
    - means that the process invoking this operation is suspended until another process invokes
    - Another thread can enter the monitor while original is suspended
  - **x.signal()**;
    - The **x.signal** operation resumes exactly one suspended process. If no process is suspended, then the **signal** operation has no effect.

48 UNSW

48



## Condition Variables



49 UNSW

49

## Monitors

```

monitor ProducerConsumer
  condition full, empty;
  integer count;
  procedure insert(item: integer);
  begin
    if count = N then wait(full);
    insert_item(item);
    count := count + 1;
    if count = 1 then signal(empty)
  end;
  function remove: integer;
  begin
    if count = 0 then wait(empty);
    remove = remove_item;
    count := count - 1;
    if count = N - 1 then signal(full)
  end;
  count := 0;
end monitor;

procedure producer;
begin
  while true do
    begin
      item = produce_item;
      ProducerConsumer.insert(item)
    end
  end;
procedure consumer;
begin
  while true do
    begin
      item = ProducerConsumer.remove;
      consume_item(item)
    end
  end;

```

- Outline of producer-consumer problem with monitors
  - only one monitor procedure active at one time
  - buffer has  $N$  slots

50

50

## OS/161 Provided Synchronisation

### Primitives

- Locks
- Semaphores
- Condition Variables

51 UNSW

51

## Locks

- Functions to create and destroy locks

```

struct lock *lock_create(const char *name);
void lock_destroy(struct lock *);

```

- Functions to acquire and release them

```

void lock_acquire(struct lock *);
void lock_release(struct lock *);

```

52 UNSW

52

## Example use of locks

```

int count;
struct lock *count_lock;

main() {
  count = 0;
  count_lock =
    lock_create("count
  lock");
  if (count_lock == NULL)
    panic("I'm dead");
  stuff();
}

procedure inc() {
  lock_acquire(count_lock);
  count = count + 1;
  lock_release(count_lock);
}

procedure dec() {
  lock_acquire(count_lock);
  count = count - 1;
  lock_release(count_lock);
}

```

53 UNSW

53

## Semaphores

```

struct semaphore *sem_create(const char *name, int
  initial_count);
void sem_destroy(struct semaphore *);

void P(struct semaphore *);
void V(struct semaphore *);

```

54 UNSW

54

## Example use of Semaphores

```

int count;
struct semaphore
*count_mutex;

main() {
    count = 0;
    count_mutex =
        sem_create("count",
            1);
    if (count_mutex == NULL)
        panic("I'm dead");
    stuff();
}

procedure inc() {
    P(count_mutex);
    count = count + 1;
    V(count_mutex);
}

procedure dec() {
    P(count_mutex);
    count = count -1;
    V(count_mutex);
}

```

55 UNSW

55

## Condition Variables

```

struct cv *cv_create(const char *name);
void cv_destroy(struct cv *);

void cv_wait(struct cv *cv, struct lock *lock);
    • Releases the lock and blocks
    • Upon resumption, it re-acquires the lock
    • Note: we must recheck the condition we slept on

void cv_signal(struct cv *cv, struct lock *lock);
void cv_broadcast(struct cv *cv, struct lock *lock);
    • Wakes one/all, does not release the lock
    • First "waiter" scheduled after signaller releases the lock will re-acquire the lock

```

Note: All three variants must hold the lock passed in.

56 UNSW

56

## Condition Variables and Bounded Buffers

<p><b>Non-solution</b></p> <pre> lock_acquire(c_lock) if (count == 0)     sleep(); remove_item(); count--; lock_release(c_lock); ; </pre>	<p><b>Solution</b></p> <pre> lock_acquire(c_lock) while (count == 0)     cv_wait(c_cv, c_lock); remove_item(); count--; lock_release(c_lock); </pre>
---	--

57 UNSW

57

## Alternative Producer-Consumer Solution Using OS/161 CVs

```

int count = 0;
#define N 4 /* buf size */
prod() {
    while(TRUE) {
        item = produce()
        lock_acquire(1)
        while (count == N)
            cv_wait(full,1);
        insert_item(item);
        count++;
        cv_signal(empty,1);
        lock_release(1)
    }
}

con() {
    while(TRUE) {
        lock_acquire(1)
        while (count == 0)
            cv_wait(empty,1);
        item = remove_item();
        count--;
        cv_signal(full,1);
        lock_release(1);
        consume(item);
    }
}

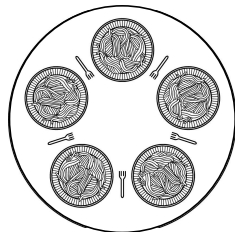
```

58 UNSW

58

## Dining Philosophers

- Philosophers eat/think
- Eating needs 2 forks
- Pick one fork at a time
- How to prevent deadlock



59 UNSW

59

## Dining Philosophers

```

#define N 5 /* number of philosophers */
#define LEFT (i+N-1)%N /* number of i's left neighbor */
#define RIGHT (i+1)%N /* number of i's right neighbor */
#define THINKING 0 /* philosopher is thinking */
#define HUNGRY 1 /* philosopher is trying to get forks */
#define EATING 2 /* philosopher is eating */
typedef int semaphore; /* semaphores are a special kind of int */
int state[N]; /* array to keep track of everyone's state */
semaphore mutex = 1; /* mutual exclusion for critical regions */
semaphore s[N]; /* one semaphore per philosopher */

void philosopher(int i) /* i: philosopher number, from 0 to N-1 */
{
    while (TRUE) {
        think(); /* philosopher is thinking */
        take_forks(i); /* acquire two forks or block */
        eat(); /* yum-yum, spaghetti */
        put_forks(i); /* put both forks back on table */
    }
}

```

Solution to dining philosophers problem (part 1)

60

## Dining Philosophers

```
#define N 5 /* number of philosophers */

void philosopher(int i) /* i: philosopher number, from 0 to 4 */
{
    while (TRUE) {
        think(); /* philosopher is thinking */
        take_fork(i); /* take left fork */
        take_fork((i+1) % N); /* take right fork; % is modulo operator */
        eat(); /* yum-yum, spaghetti */
        put_fork(i); /* put left fork back on the table */
        put_fork((i+1) % N); /* put right fork back on the table */
    }
}
```

A nonsolution to the dining philosophers problem

61

## Dining Philosophers

```
void take_forks(int i) /* i: philosopher number, from 0 to N-1 */
{
    down(&mutex); /* enter critical region */
    state[i] = HUNGRY; /* record fact that philosopher i is hungry */
    test(i); /* try to acquire 2 forks */
    up(&mutex); /* exit critical region */
    down(&sf[i]); /* block if forks were not acquired */
}

void put_forks(i) /* i: philosopher number, from 0 to N-1 */
{
    down(&mutex); /* enter critical region */
    state[i] = THINKING; /* philosopher has finished eating */
    test(LEFT); /* see if left neighbor can now eat */
    test(RIGHT); /* see if right neighbor can now eat */
    up(&mutex); /* exit critical region */
}

void test(i) /* i: philosopher number, from 0 to N-1 */
{
    if (state[i] == HUNGRY && state[LEFT] != EATING && state[RIGHT] != EATING) {
        state[i] = EATING;
        up(&sf[i]);
    }
}
```

Solution to dining philosophers problem (part 2)

62

## The Readers and Writers Problem

- Models access to a database
  - E.g. airline reservation system
- Can have more than one concurrent reader
  - To check schedules and reservations
- Writers must have exclusive access
  - To book a ticket or update a schedule

63

64

## The Readers and Writers Problem

```
typedef int semaphore; /* use your imagination */
semaphore mutex = 1; /* controls access to 'rc' */
semaphore db = 1; /* controls access to the database */
int rc = 0; /* # of processes reading or wanting to */

void reader(void)
{
    while (TRUE) {
        down(&mutex); /* repeat forever */
        /* get exclusive access to 'rc' */
        rc = rc + 1; /* one reader more now */
        if (rc == 1) down(&db); /* if this is the first reader ... */
        up(&mutex); /* release exclusive access to 'rc' */
        read_data_base(); /* access the data */
        down(&mutex); /* get exclusive access to 'rc' */
        rc = rc - 1; /* one reader fewer now */
        if (rc == 0) up(&db); /* if this is the last reader ... */
        up(&mutex); /* release exclusive access to 'rc' */
        use_data_read(); /* noncritical region */
    }
}

void writer(void)
{
    while (TRUE) {
        think_up_data(); /* repeat forever */
        down(&db); /* noncritical region */
        write_data_base(); /* get exclusive access */
        up(&db); /* update the data */
    }
}
```

A solution to the readers and writers problem

65